

PLANTING & PROTECTION:-



WELL SOWN is HALF GROWN especially with a JD 450 end wheel drill. Available in 8, 10, 12 and 13 foot working widths these can be supplied as grain only or grain and fertiliser. A range of options, allow sowing of different crops.

Row crop planters are available in a variety of widths suitable for planting corn, sorghum, beans and other row crops. These can be adjusted and specified to meet your planting needs.



Linkage mounted fertiliser spreaders in a choice of styles, all with a single spreading disc. These are available in 150 to 1000 litres capacity.



A range of linkage mounted crop sprayers with manual controls. OPTIONAL John Deere linkage mounted and trailed sprayer range.

SUPPORT EQUIPMENT:-

Looking for a general farm runabout?, look no further than a JD GATOR. Available with petrol or diesel engines they come in 4 and 6 wheel variations. All of the options and attachments available make these suitable for many jobs.



John Deere manufacture a full range of construction equipment including backhoe loaders. Get full details of the JD 110 and other equipment in this range.

TALK TO A.T.C. FOR FULL AND FURTHER DETAILS OF THE EQUIPMENT AVAILABLE FOR USE ON SMALL FARMS



JOHN DEERE

The full range of GENUINE JOHN DEERE Spare Parts and support materials are available to back up all John Deere machines. The EMERGENCY support MACHINE DOWN (MD) airfreight system allows parts to be imported in 48 hours SUBJECT TO:- order timing, overseas availability, flight timetables and customs.

With the Libya's tractor population ageing, John Deere recognise the need for cost effective parts to be available for not only the older John Deere machines but alternative makes as well. With the purchase of Vapormatic Parts Company, John Deere can offer through A.A.T. a wide range of spare parts for MASSEY FERGUSON, PERKINS ENGINES, FIAT, DAVID BROWN, INTERNATIONAL HARVESTER and other makes at affordable prices.



**How
to
find
us!**



**15/03 Al Hadad Building
Omar El Mukhtar Street,
Tripoli, Libya, G.S.P.L.A.J.**

**Phone: 021 4449236
Fax: 021 3340495
Email: info@atc-ly.com**



ADVANCED TECHNOLOGY COMPANY

**Small Farmer
Product Offering**



JOHN DEERE

ADVANCED AGRICULTURE TECHNOLOGY

are well aware of the important role that the small farmer plays in Libya. The following equipment is dedicated to them and their pursuit of crop production with quality, reliable long lasting tractors and equipment.

JOHN DEERE TRACTORS:-



JD 5303, 3 cylinder 55 hp engine, dual clutch, 9 x 3 speed transmission, 540 PTO, 1650kgs lift Cat II hydraulics, 43 lpm gear hydraulic pump, power steering, spool valves. 7.50 x 16 Fronts, 14.9 - 13 x 28 rear wheels and tyres.

JD 5403, 4 cylinder 75 hp engine, dual clutch, 9 x 3 speed transmission, 540 PTO, 2670kgs lift Cat II hydraulics, 43 lpm gear hydraulic pump, power steering, spool valves. 7.50 x 16 fronts, 16.9 x 30 rear wheels and tyres. ROPS frame, canopy and front weights standard.



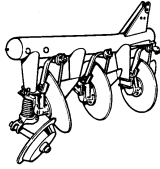
JD 5705, 4 cylinder turbo 85 hp engine, dual clutch, 9 x 3 speed transmission, 540 PTO, 2670kgs lift Cat II hydraulics, 43 lpm gear hydraulic pump, power steering, spool valves. 7.50 x 18 fronts, 18.4 x 30 rear wheels and tyres. ROPS frame, canopy and front weights standard.



JD 6405, 4 cylinder turbo 106 hp engine, oil clutch, 12 x 4 speed transmission, 540 PTO, 3800kgs lift Cat II hydraulics, 60 lpm gear hydraulic pump, power steering, spool valves. 11.2 x 28 fronts, 13.6 x 38 rear wheels and tyres. ROPS frame and canopy standard. OPTIONS INCLUDE tyres, air-conditioned cab and 16 x 16 transmission.

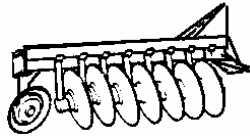
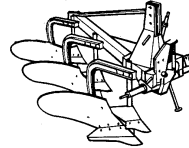


CULTIVATION EQUIPMENT:-




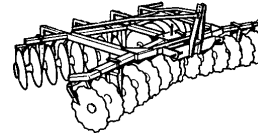
Linkage mounted disc ploughs suitable for tractors of 50 to 105 hp. Available with a choice of frames and 2, 3, 4 or 5 discs with disc diameter options.

Linkage mounted mouldboard ploughs suitable for tractor of 50 to 105 hp. Available with 2, 3, 4, or 5 furrows with a choice of body style and coulters for local conditions.



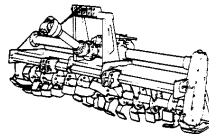
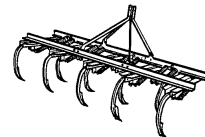
Linkage mounted multi-disc cultivators suitable for tractors of 50 to 105 hp. Available with 7 to 14 discs covering 1.3 m to 2.85 m working width.

Linkage mounted tandem disc harrows with adjustable gang angles, scrapers and a choice of 12 through 36 discs with working widths of 1.2 m to 3.3 m



Trailed tandem disc harrows with adjustable gang angles, scrapers and working widths of 2 m to 3.7 m. Fitted with hydraulic depth control wheels.

Spring tine tillers, a range with five (5) to seventeen (17) double spring tines. Working widths of 1.1 m to 4.25 m. Options of reversible point, duck foot or dovetail bolt on points.



A series of Rotovators designed for 50 to 105 hp tractors with specifications to suit. Available in working widths of 0.95 m to 2.55 m. Gearbox design options.

A wide range of John Deere linkage mounted cultivators. JD 610 chisel and JD 960 "S" tine are suitable for tractors of 50 to 105 hp and local conditions.



GRASS HARVESTING:-

Proven cutter-bar mowers suitable for tractors of 20 to 80 hp. Cutting widths from 1.6 m to 2.1 m wide.



Linkage mounted disc mowers suitable for all forage crop types, the JD 240, JD 265 and JD 274 have 4, 6 and 7 discs and cut from 1.6 m up to 2.8 m wide.



An alternative to mowers, the JD 972 trailed flail forage harvester. Ideal for small areas of forage grown to feed cattle, can also be used to flail cut and lay crop on the ground like a mower.



Rake up with the reliable JD 64, JD 74 and JD 75 side delivery rakes. Available for single or tandem operation with a dual hitch for larger areas.

Making bales, then look at one of the few balers still made 100% in Europe. JD 349 Wire Tie produces consistent bales, bale after bale and has an enviable reputation for reliability and performance.



CEREAL HARVESTING:-



A range of combines to suit all farm sizes, from the basic four walker, 140 hp JD 1165 through to the larger six walker 255 hp JD 1550 combine.

These John Deere combines come with a wealth of features and minimal electronics. Reliability, performance and efficiency are built in. Fitted with cereal platforms of 14 ft on JD 1165, 19 ft on JD 1550.

Not harvesting cereals, then row crop heads are available with 4, 6 and 8 rows in adjustable widths to suit the JD 1165 and JD 1150 combines.

